

Lyric Pro T6 Series Wi-Fi Thermostat

PROGRAMMABLE THERMOSTAT

SUBMITTAL SHEET

Job Name	
Engineer	
Mechanical Contractor	
Contractor's P.O. No.	
Representative	
Notes	

Model(s)				
TH6320WF2003	Qty.		Notes	
TH6220WF2006	Qty.		Notes	
Approval				
Service				
Tag No.				

APPLICATION

Model TH6320WF2003: Up to 3H/2C Heat Pump systems or up to 2H/2C Conventional systems. Dual fuel and aux heat lockout with outdoor sensor or Internet weather. Ventilation control with ERV/HRV or fresh air damper.

Model TH6220WF2006: Up to 2H/1C Heat Pump systems or up to 2H/2C Conventional systems. Auxiliary heat lockout with outdoor sensor or Internet weather.

SPECIFICATIONS

Electrical Ratings:

Terminal	Voltage (50/60Hz)	Running Current
W Heating	20-30 Vac	0.02-1.0 A
W2 (Aux) Heating	20-30 Vac	0.02-1.0 A
E Emergency Heat	20-30 Vac	0.02-0.5 A
Y Compressor Stage 1	20-30 Vac	0.02-1.0 A
Y2 Compressor Stage 2	20-30 Vac	0.02-1.0 A
G Fan	20-30 Vac	0.02-0.5 A
O/B Changeover	20-30 Vac	0.02-0.5 A
L/A Input	20-30 Vac	0.02-0.5 A
U/U TH6320WF only	20-30 Vac	0.02-0.5 A

Cool Indication: Displays "Cool On" when the thermostat turns the cooling on.

Heat Indication: Displays "Heat On" when the thermostat turns the heating on.

Temperature Sensor Accuracy:
± 1.5 °F at 70 °F (0.85 °C at 21.0 °C)

Clock Accuracy: Updates automatically when connected to Internet. When not connected to Internet ± 1 minute every month (30 days) at 77°F. ± 2 minutes per month over the operating ambient temperature range.

Mounting Means: Thermostat packaged with a UWP mounting system that mounts directly on the wall in the living space using mounting screws and anchors provided. Use the cover plate (also included with thermostat) and its mounting bracket to mount the thermostat onto a vertical 2 x 4 in. junction box.

Wi-Fi Communication:


- Provides Remote Access through Smartphone, Tablet or Computer When connected to Wi-Fi and registered to Lyric app.
- 2.4GHz range, 802.11 b/g/n home wireless router

Power method: 24 volts to Rc and C required (no batteries).

Power Consumption:

Typical (Backlight On, Wi-Fi On): 1.0VA
Maximum (Backlight On, Wi-Fi installation): 1.5VA

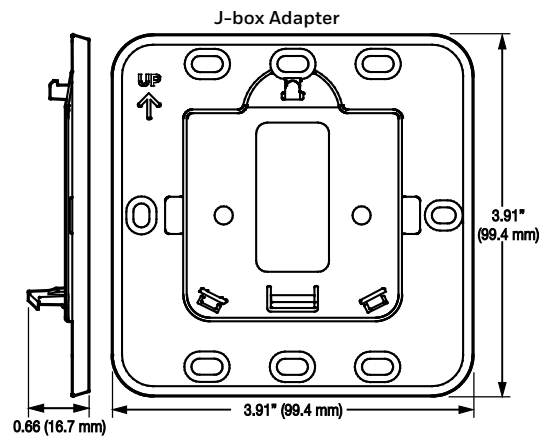
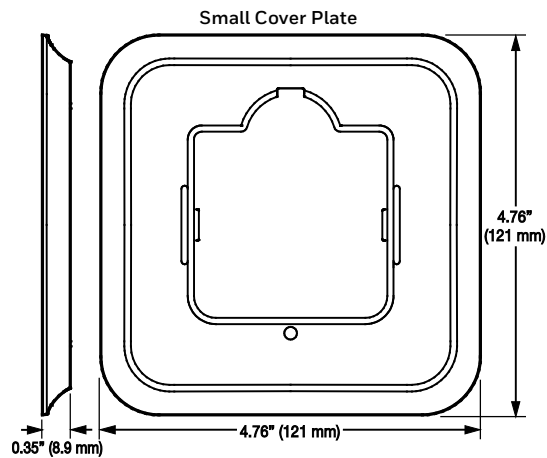
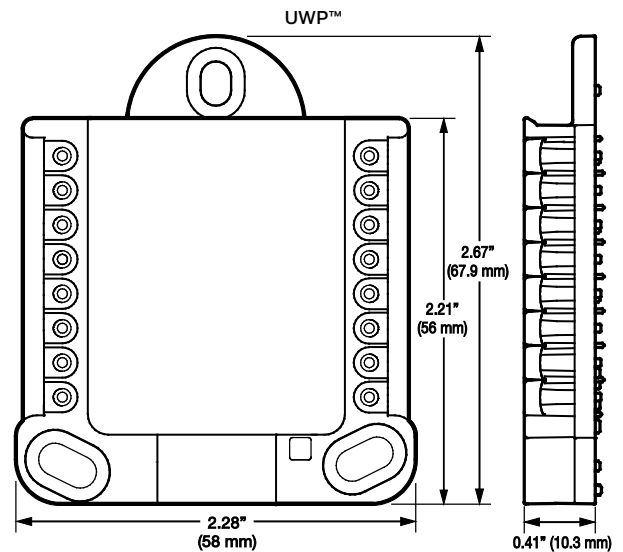
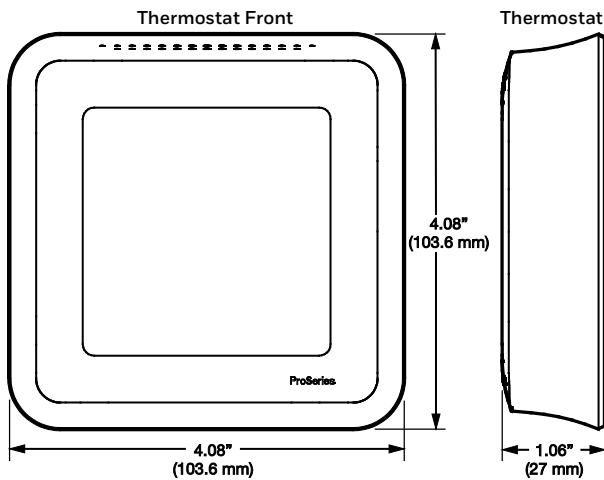
Product	Part Number	Temperature Setpoint Range	Operating Ambient Temperature	Shipping Temperature	Operating Relative Humidity	Physical Dimensions in Inches (mm)	Color(s)
Thermostat	TH6320WF2003 TH6220WF2006	Heating: 40 °F to 90 °F (4.5 °C to 32 °C) Cooling: 50 °F to 99 °F (10 °C to 37 °C)	37 °F to 102 °F (2.8 °C to 38.9 °C)	-20 °F to 120 °F (-28.9 °C to 48.9 °C)	5% to 90% (non condensing)	4-1/16" H x 4-1/16" W x 1-5/32" D 103.5 mm H x 103.5 mm W x 29 mm D	White



33-00260-01

DIMENSIONS (NOT TO SCALE)

Product	Part Number	Physical Dimensions in Inches (mm)
UWP Wall plate	Included with thermostat.	2.67" H X 2.28" W X 0.41" D (67.9 mm H X 58 mm W X 10.3 mm D)
J-Box adaptor plate	Included with thermostat.	3.91" H X 3.91" W X 0.66" D (99.4 mm H X 99.4 mm W X 16.7 mm D)
Small cover plate (THP2400A1050)	Included with thermostat.	4.76" H X 4.76" W X 0.35" D (121 mm H X 121 mm W X 8.9 mm D)
Large cover plate (THP2400A1068)	Optional accessory. Not included with thermostat.	6.11" H X 6.11" W X 0.28" D (155.3 mm H X 155.3 mm W X 7 mm D)
Wired outdoor sensor C7089U1006	Not included with thermostat. Outdoor temp not displayed on thermostat. Used for dual fuel, aux heat lockout, or vent lockout on TH6320WF model. Used for aux heat lockout on TH6220WF model.	—
Wired indoor sensor C7189U1005	Not included with thermostat.	—



Home and Building Technologies

In the U.S.:
 Honeywell
 1985 Douglas Drive North
 Golden Valley, MN 55422-3992
 customer.honeywell.com

® U.S. Registered Trademark
 © 2017 Honeywell International Inc.
 33-00260-01 M.S. 01-17
 Printed in United States