



EASTERN TIGHT™

EASTERN TIGHT Fittings will save you money by reducing installation time by eliminating joint sealing. They feature a triple-lipped EPDM rubber gasket, held in place with a 180° hemmed edge, that provides a reliable, airtight seal. EASTERN TIGHT Fittings are suitable for use for temperatures ranging from -20° F to 212° F. When tested in accordance with ASTM E84, EASTERN TIGHT Fittings have flame-spread and smoke-developed ratings of 0/0.

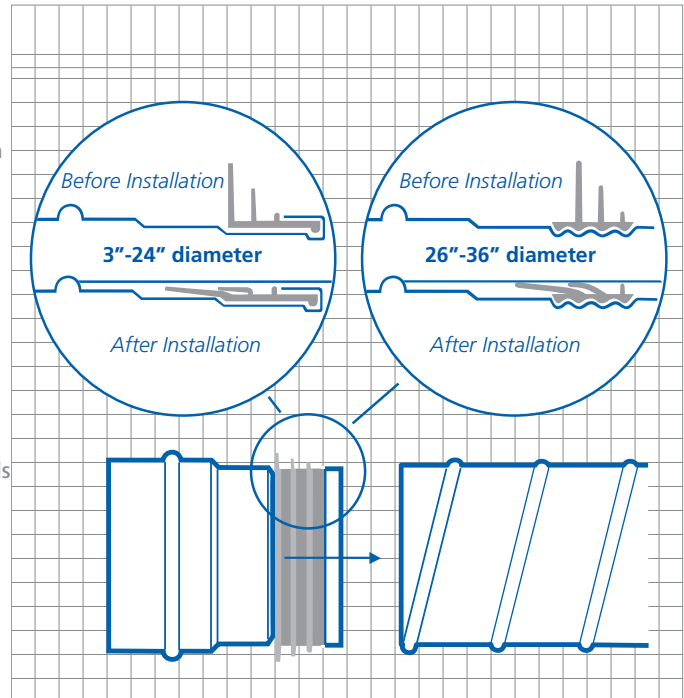
Full-bodied fittings, couplings, reducers, elbows, and taps are available in even and odd sizes from 3" through 10" in diameter, and even sizes up to 36" in diameter. Fittings are secured to the duct with self-tapping screws uniformly located around the circumference per SMACNA standards.

EASTERN TIGHT Fittings are available in single-wall construction, fabricated from galvanized or paint grip. EASTERN TIGHT Fittings have been independently tested and can be used to meet SMACNA Class 3 leakage standards for -2" WG to +10" WG.

EASTERN TIGHT ROUND SPIRAL DUCT AND FITTINGS CONSTRUCTION STANDARDS

Gauge selection for galvanized steel (ASTM A653) or paint grip.

Fittings are assembled with stitch welds, spot welds, or standing seams and are sealed. All galvanized spiral duct 6" and larger is corrugated unless ordered without corrugations. Smaller sizes may also be corrugated. Check with the plant when ordering. All spiral duct from other materials will be smooth.



| DUCT DIAMETER | 2005 SMACNA 10" WG POSITIVE SPIRAL DUCT | | 2005 SMACNA 2" WG NEGATIVE SPIRAL DUCT | |
|---------------|---|----------|--|----------|
| | DUCT | FITTINGS | DUCT | FITTINGS |
| 3"-6" | 26 | 26 | 26 | 26 |
| 7"-18" | 26 | 26 | 26 | 26 |
| 9"-10" | 26 | 26 | 26 | 26 |
| 11"-12" | 26 | 26 | 26 | 26 |
| 13"-14" | 26 | 26 | 26 | 24 |
| 15"-16" | 26 | 26 | 26 | 24 |
| 17"-18" | 26 | 26 | 26R | 24R |
| 19"-20" | 26 | 24 | 26R | 24R |
| 21"-22" | 26 | 24 | 26R | 24R |
| 23"-24" | 26 | 24 | 26R | 24R |
| 25"-30" | 24 | 22 | 26R | 24R |
| 31"-36" | 24 | 22 | 26R | 24R |

R = Reinforcement ring at 12' maximum spacing. Individual fittings may not have reinforcement.

Inner Shell for EASTERN TIGHT Dual Wall

Gauge selection for inner shell. Standard material for the inner shell of spiral duct is Spirorib perforated steel (ASTM A653), with 3/32" holes on 3/16" staggered centers for a free area of 23%. Standard material for the inner shell of fittings is solid steel. Fittings are also available with a perforated liner and spiral duct with a solid liner.

| DUCT DIAMETER | SPIRORIB DUCT | | SPIRAL DUCT |
|---------------|---------------|----------|-------------|
| | DUCT | FITTINGS | |
| 3"-26" | 26 | 22 | 26 |
| 27"-36" | 26 | 22 | 26 |

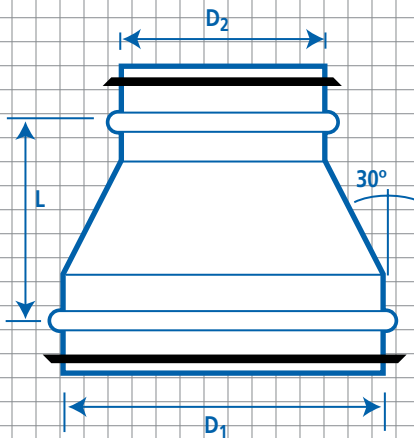
Standard insulation is 1" thick, 1 pound per cubic foot density, with a thermal conductivity (ASTM C 518) @ 75° F mean temperature of 0.25 (BTU-in./hr.ft.2°F) R4 or better.

Surface burning characteristics (ASTM E 84, UL 723)
25 flame spread
50 smoke developed.

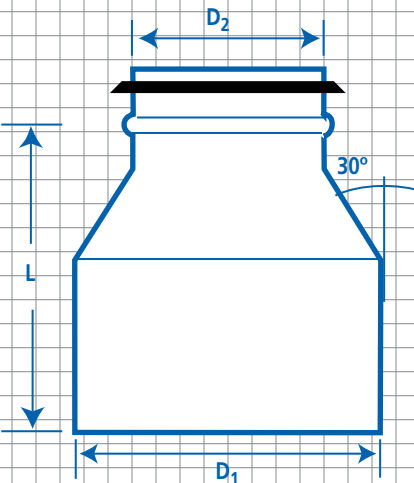
Sound absorption coefficients. (ASTM C 423, Type A)

| Frequency, Hz | | | | | | |
|---------------|------|------|------|------|------|------|
| 125 | 250 | 500 | 1000 | 2000 | 4000 | NRC |
| 0.17 | 0.24 | 0.62 | 0.79 | 0.88 | 0.96 | 0.65 |

**PRESSED REDUCER PRDT
REDUCER RDT**



**BE/SE PRESSED REDUCER PRDBT
BE/SE REDUCER RDBT**



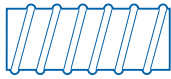
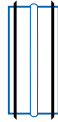
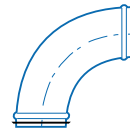
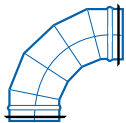
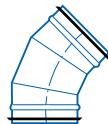
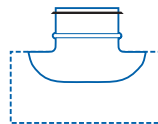
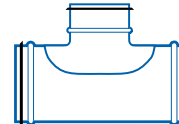
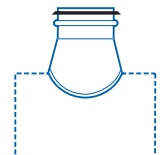
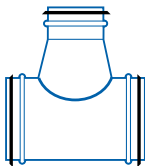
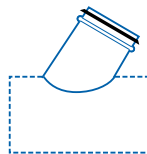
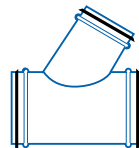
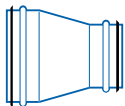
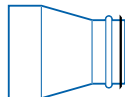

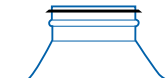

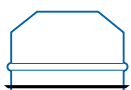
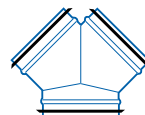
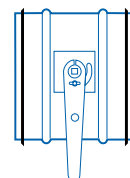
PRESSED REDUCERS

| | D_1/D_2 | L PRDT | L PRBDT | WT |
|----------------|-----------|-----------|------------|------|
| PRDT43/PRDBT43 | 4"/3" | 1 7/8" | 3 3/8" | .4# |
| PRDT53/PRDBT53 | 5"/3" | 2 3/4" | 4 1/4" | .6# |
| PRDT43/PRDBT43 | 5"/4" | 1 7/8" | 3 3/8" | .6# |
| PRDT43/PRDBT43 | 6"/4" | 3 3/8" | 5 1/8" | .9# |
| PRDT43/PRDBT43 | 6"/5" | 2 1/4" | 4 1/4" | .8# |
| PRDT43/PRDBT43 | 7"/5" | 3 3/8" | 5 1/8" | 1.2# |
| PRDT43/PRDBT43 | 7"/6" | 2 3/4" | 4 1/4" | 1.1# |
| PRDT43/PRDBT43 | 8"/5" | 4 1/2" | 6 1/2" | 1.5# |
| PRDT43/PRDBT43 | 8"/6" | 3 3/8" | 5 1/8" | 1.4# |
| PRDT43/PRDBT43 | 8"/7" | 2 3/4" | 4 1/4" | 1.3# |
| PRDT43/PRDBT43 | 9"/6" | 4 1/2" | 6 1/2" | 1.7# |
| PRDT43/PRDBT43 | 9"/7" | 3 3/8" | 5 1/8" | 1.8# |
| PRDT43/PRDBT43 | 9"/8" | 2 3/4" | 4 1/4" | 1.5# |
| PRDT43/PRDBT43 | 10"/6" | 5 3/8" | 7 1/8" | 2.0# |
| PRDT43/PRDBT43 | 10"/7" | 4 1/2" | 6 1/2" | 1.9# |
| PRDT43/PRDBT43 | 10"/8" | 3 3/8" | 5 1/8" | 1.8# |
| PRDT43/PRDBT43 | 10"/9" | 2 3/4" | 4 1/4" | 1.7# |
| PRDT43/PRDBT43 | 12"/8" | 5 3/8" | 7 1/8" | 2.5# |
| PRDT43/PRDBT43 | 12"/9" | 4 1/2" | 6 1/2" | 2.4# |
| PRDT43/PRDBT43 | 12"/10" | 3 3/8" | 5 1/8" | 2.2# |

Eastern Sheet Metal Pressed Reducers are the world's first pressed HVAC reducers with a converging angle of 30 degrees and are protected by U.S. Patent 6,548,760.

REDUCERS

| | D_1/D_2 | L RDT | L RBDT | WT |
|------------------|-----------|----------|-----------|-------|
| RDT148/RBDT148 | 14"/8" | 8" | 10" | 4.9# |
| RDT1410/RBDT1410 | 14"/10" | 8" | 10" | 4.7# |
| RDT1412/RBDT1412 | 14"/12" | 10" | 12" | 4.9# |
| RDT1610/RBDT1610 | 16"/10" | 8" | 10" | 5.7# |
| RDT1612/RBDT1612 | 16"/12" | 8" | 10" | 5.4# |
| RDT1614/RBDT1614 | 16"/14" | 10" | 12" | 5.7# |
| RDT1812/RBDT1812 | 18"/12" | 8" | 10" | 6.5# |
| RDT1814/RBDT1814 | 18"/14" | 8" | 10" | 6.1# |
| RDT1816/RBDT1816 | 18"/16" | 10" | 12" | 6.4# |
| RDT2014/RBDT2014 | 20"/14" | 8" | 10" | 9.4# |
| RDT2016/RBDT2016 | 20"/16" | 8" | 10" | 8.7# |
| RDT2018/RBDT2018 | 20"/18" | 10" | 12" | 9.2# |
| RDT2216/RBDT2216 | 22"/16" | 8" | 10" | 10.4# |
| RDT2218/RBDT2218 | 22"/18" | 8" | 10" | 9.7# |
| RDT2220/RBDT2220 | 22"/20" | 10" | 12" | 10.1# |
| RDT2418/RBDT2418 | 24"/18" | 8" | 10" | 11.5# |
| RDT2420/RBDT2420 | 24"/20" | 8" | 10" | 10.7# |
| RDT2422/RBDT2422 | 24"/22" | 10" | 12" | 11.0# |
| RDT2620/RBDT2620 | 26"/20" | 8" | 10" | 15.2# |
| RDT2622/RBDT2622 | 26"/22" | 8" | 10" | 14.1# |
| RDT2624/RBDT2624 | 26"/24" | 10" | 12" | 14.5# |
| RDT2822/RBDT2822 | 28"/22" | 8" | 10" | 16.5# |
| RDT2824/RBDT2824 | 28"/24" | 8" | 10" | 15.3# |
| RDT2826/RBDT2826 | 28"/26" | 10" | 12" | 15.7# |
| RDT3024/RBDT3024 | 30"/24" | 8" | 10" | 17.8# |
| RDT3026/RBDT3026 | 30"/26" | 8" | 10" | 16.4# |
| RDT3028/RBDT3028 | 30"/28" | 10" | 12" | 16.9# |
| RDT3226/RBDT3226 | 32"/26" | 8" | 10" | 19.1# |
| RDT3228/RBDT3228 | 32"/28" | 8" | 10" | 17.6# |
| RDT3230/RBDT3230 | 32"/30" | 10" | 12" | 18.0# |
| RDT3428/RBDT3428 | 34"/28" | 8" | 10" | 20.4# |
| RDT3430/RBDT3430 | 34"/30" | 8" | 10" | 18.7# |
| RDT3432/RBDT3432 | 34"/32" | 10" | 12" | 19.1# |
| RDT3630/RBDT3630 | 36"/30" | 8" | 10" | 21.6# |
| RDT3632/RBDT3632 | 36"/32" | 8" | 10" | 19.8# |
| RDT3634/RBDT3634 | 36"/34" | 10" | 12" | 20.3# |

*SP**PCPT**FCPT**PE90T**PE45T**E90T**E45T**PFTT**PTT**FTCT**CTT**FLT**LT**PRDT**PRDBT**RDT**RDBT**PBT**CTOT**TOT**PECT**ECT**YT**DT**E30*

EASTERN TIGHT is a trademark of Eastern Sheet Metal, LLC and may not be used without prior written authorization.